

Findings from CPGRAMS for Meghalaya (March, 2024)

Submitted to

**The Planning Investment Promotion and Sustainable Development
Department**

Government of Meghalaya



Public Affairs Centre, Bangalore

March 2024



Executive Summary

- The government of Meghalaya received 148 grievances during March among them 140 (94.6) are related to Local/ Internet.
- 395 grievances were brought forward leading to a total of 543. Among them, majority of the grievances 89% are from local/internet (481), followed by PMO (52), President Secretariat (8), and DARPG (2) till the date.
- 140 grievances received from local/internet during March. The disposed cases during the period is 22 and these are disposed under Local/Internet (15), and PMO (7).
- Among the pending grievances 521 (96%), 344 (66%) grievances are with subordinates.
- The pending cases, as on today are 521 and this is a matter of concern. It was 395 last month.
- Among all the pending grievances in Meghalaya, The **Office of the Deputy Commissioner North Garo Hills** has a significant majority of 66% (226) pending cases.
- As compared to the previous month (February), the disposal rate has slightly Increased in March and the number of pending grievances is more due to more cases being brought forward (395).
- The feedback analysis indicates that the levels of satisfaction expressed by the people slightly decreased during last months (51%).
- 62% of the people are not happy with redressal mechanism. Therefore, quick redressal is essential.

Recommendations

- The Grievance Redress in Meghalaya is to function more effectively Pendency is more with subordinates, hence strict directions to be given to them to address them within a deadline.
- 89 percent of pending grievances are related to local/internet. Addressing them will reduce the pendency only to 11 percent.
- Efforts to be made for disposal of the long pending cases of more than one year immediately. This will increase the efficiency of governance & improve the position of Meghalaya.
- Some immediate actions have to be taken for those grievances which may not be pertaining to those departments and hence are pending for long and has no closure. It is observed that, One



grievance is pending with each of these departments District Rural Development Agency Jowai (733), Office of the The Deputy Commissioner East Jaintia Hills (679), Personnel and AR B Department (665), Office of the Deputy Commissioner West Garo Hills (643), Office of the Deputy Commissioner East Khasi Hills (574), Principal Chief Conservator of Forest and HoFF (537), Commissioner of Transport and DISTRICT TRANSPORT OFFICE SHILLONG (432), Commissioner of Excise and Commissioner of Taxes (415), Power Department and Government of Meghalaya (409).

- Weekly updates should be informed to the specific departments with more pendency.
- A proper time line system should be followed for disposing the grievances at department and subordinate level with an established system of coordination and communication.
- Consultancy and field visits from the Personal and Administrative Reforms department have to be carried out to the top-pending departments to understand the grassroots problems and provide technical assistance.



Table of Contents

1. Introduction	6
2. Overview of grievances in Meghalaya	6
3. Status of grievances received by Meghalaya	7
4. Month wise status of grievances	8
5. Age-wise status of grievances.....	8
6. Departments with highest pending grievances (subordinates).....	9
7. Trend in pending grievances.....	10
8. Departments with highest number of disposals (subordinates)	10
9. Disposal of Cases	11
10. Logins of subordinate departments.....	12
11. Feedback Analysis.....	12
11.1 Call Centre	12
11.2 Grievance	13
12. Major Observations: Comparison of February and March 2024	14
12.1 Office of the Deputy Commissioner North Garo Hills	14
12.2 Agriculture Department Govt of Meghalaya.....	14
12.3 Office of the Deputy Commissioner West Garo Hills.....	15
12.4 Power Department	15
12.5 Office of the Deputy Commissioner Ri Bhoi District	16
12.6 Education Department.....	16
13. Departments with pending grievances for more than 6 months	17
14. Departments with pending grievances for more than 1 year.....	17
15. Major findings	18
16. Recommendations.....	18
Annexures	20
Annexure 1: Distribution of Departments with grievances and pendency with subordinates	20
Annexure 2: Distribution of Departments with grievances and disposed with subordinates	22
Annexure 3: Status grievances brought forward, received, pending and disposal from Meghalaya and other states.....	24
Annexure 4: Top departments having more pendency.....	26
Annexure 5: Top departments disposed more grievances	26



Annexure 6: Department with highest logins	27
Annexure 7: Department with less logins	27
Annexure 8: Department with zero logins (Not Applicable).....	27
Annexure 9: Departments with Grievances pending more than six months.....	28
Annexure 10: Departments with Grievances pending more than one year	28



1. Introduction

DARPG has integrated Bhashini with the CPGRAMS Portal from 25th July, 2023. It is an API based language translation platform which is being utilized in the CPGRAMS platform for both Grievance Redressal Officer and Citizen Interfaces. DARPG also developed a dedicated portal to monitor the real time status of trainings being conducted by the State/UT ATIs under the Sevottam Scheme. From 1st to 7th November, a mega campaign was launched by Common Service Centers to increase the outreach of CPGRAMS through CSCs. Anuvadini tool, a voice and document AI translation tool consisting of multitude of features will be used to translate the CPGRAMS Monthly Reports in the regional languages In February, 2024, 68342 PG cases were received for the States/UTs and 64750 PG cases were redressed Out of 200086 PG total cases.

The pendency in the States/UTs has increased from 196408 PG cases at the end of January, 2024 to 200086 PG cases at the end of February, 2024

2. Overview of grievances in Meghalaya

The government of Meghalaya received 148 grievances during March and 395 grievances were brought forward leading to a total of 543. Among them, majority of the grievances are received from local/internet (481), followed by PMO (52), President Secretariat (8), and DARPG (2) till the date.

140 grievances received from local/internet during March. The disposed cases during the period is 22 and majority of these are disposed under Local/Internet (15), and PMO (7). Further, among the existing pending grievances (521), 344 (66%) grievances are with subordinates.

Figure 1: Overview of grievances

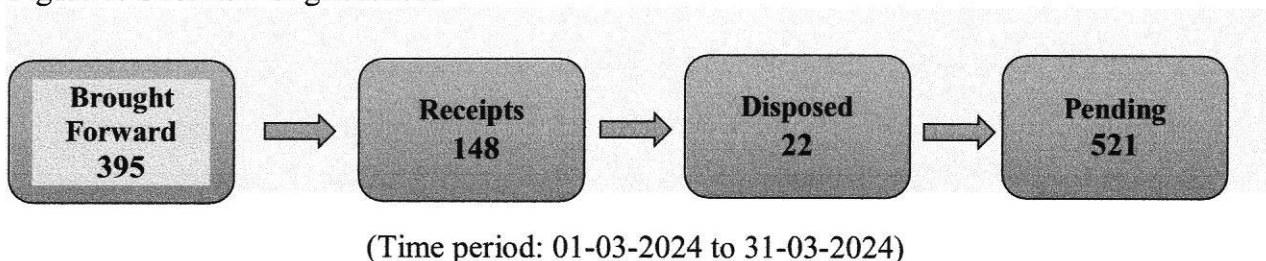




Table 1a: Overview of grievances

Grievance Source	Brought Forward	Receipt During Period	Total Receipt	Disposed During Period	Closing Balance	Yet to Assess	At our Office	With Subordinate
DARPG	1	1	2	0	2	1	0	1
Local/Internet	341	140	481	15	466	103	42	321
President Secretariat	7	1	8	0	8	1	6	1
Pension	0	0	0	0	0	0	0	0
PMO	46	6	52	7	45	7	17	21
Total	395	148	543	22	521	112	65	344

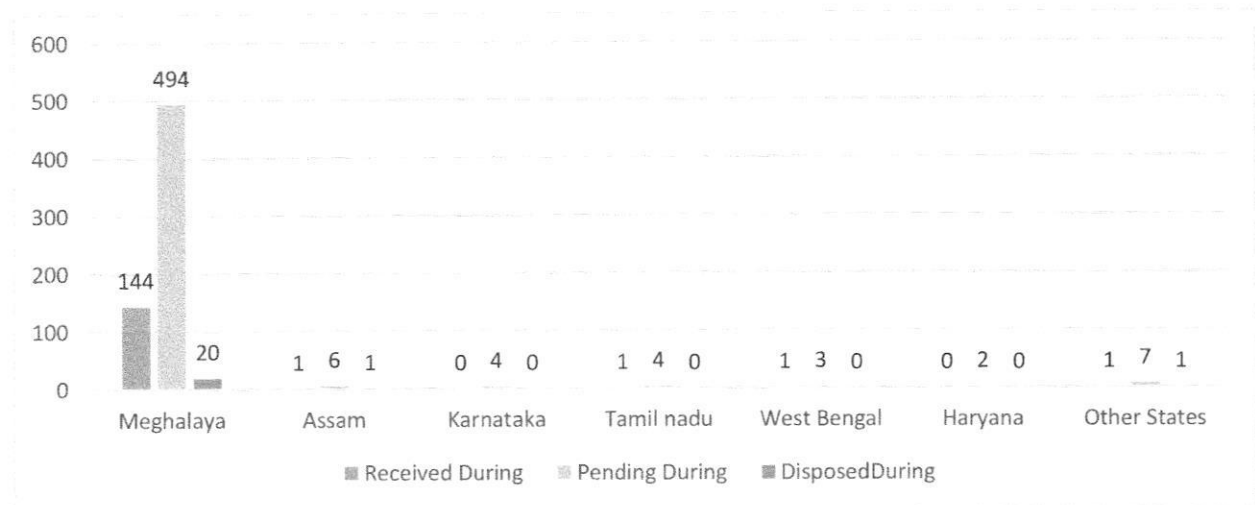
Source: CPGRAMS, March 2024

3. Status of grievances received by Meghalaya

Out of the total 148 cases received, 97% of the grievances are received from the state itself (144), and the remaining four pertaining to Meghalaya are received from other states Assam (1), Tamil Nadu (1), and West Bengal (1).

The number of disposals is more in March as compared to February, is 22 and 16 respectively. Among them, 20 grievances are disposed which are from Meghalaya, 2 are from other states.

Figure 2: Distribution of received, disposed and pending Grievances received from Meghalaya and other states



Source: CPGRAMS, March 2024

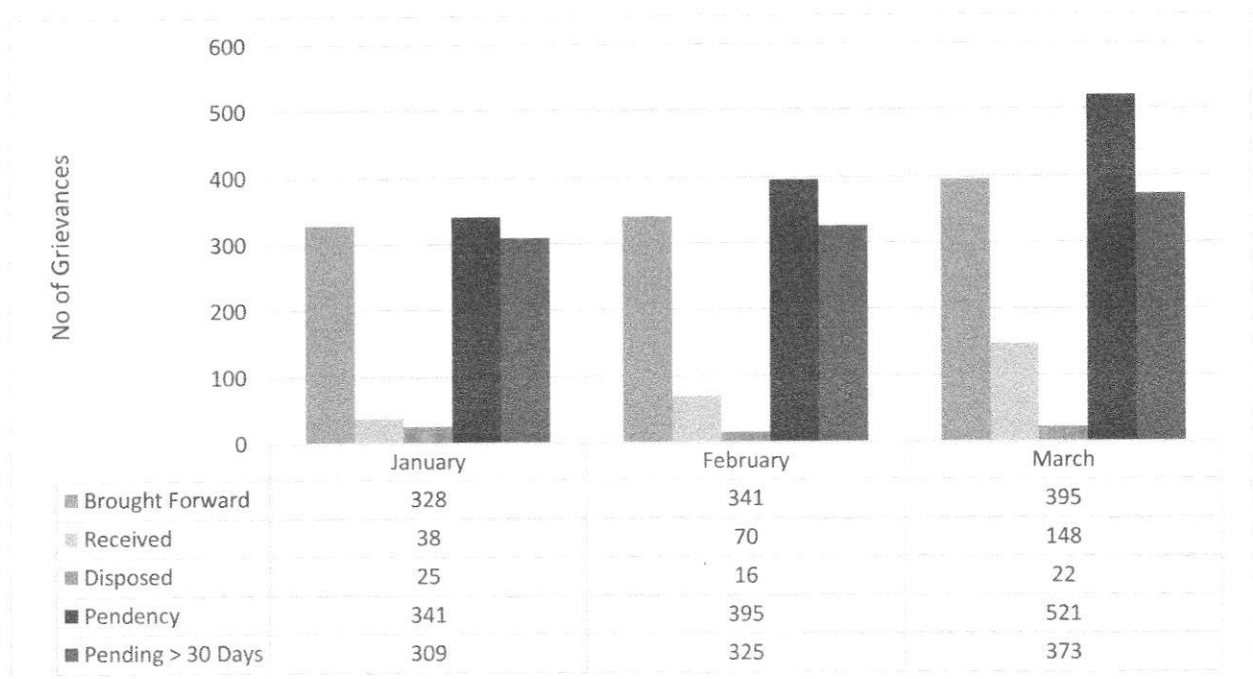


- The pending cases are 521 and this is a serious matter. It was 395 last month. It is necessary to look into the pending cases and take actions to close them.
- The addition is due to to more cases received in March 2024.

4. Month wise status of grievances

The following figure explains the month wise status of grievances, 148 grievances are received in March and 395 are brought forwarded from February. It is noticeable that, around only 4 percent cases are disposed in March which is same as February. Further, 521 grievances are pending and it is more as compare with last month (395).

Figure 3: Month wise status of brought forward, receipts, disposal and pendency



Source: CPGRAMS, January and March 2024

Note: Current Pendency= Earlier month pendency + Cases received during the month – Cases disposed off. The cases disposed of during the Month of March are only 22.

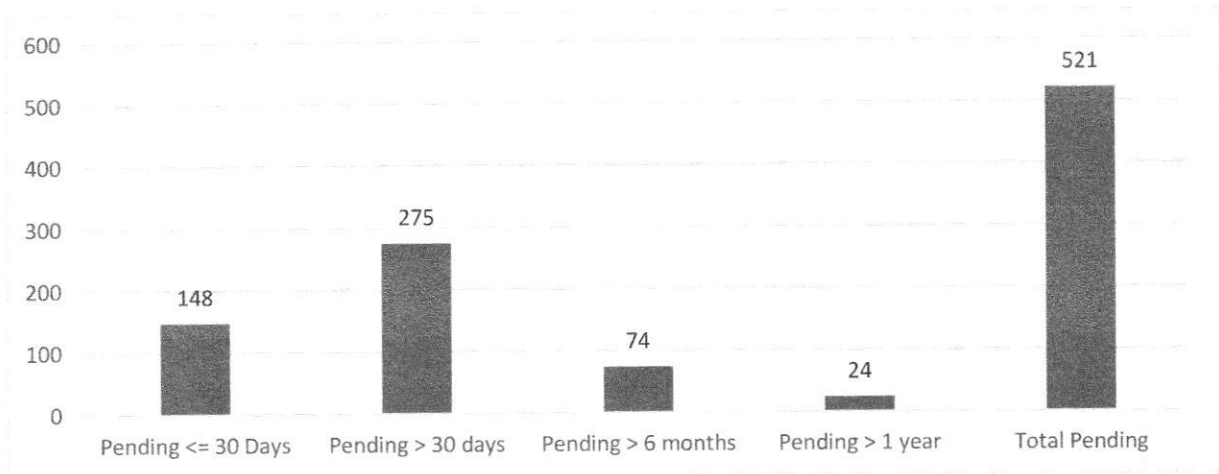
5. Age-wise status of grievances

The following figure shows the age wise status of grievances pending and the total pendency of the grievances is 521 in March. Out of this, 148 (28 %) grievances pending in less than 30 days,



275 (53%) are between 30 to 180 days, 74 (14%) are from past 6 months (**annexure 9**) and 24 (5%) are pending from past one year (**annexure 10**).

Figure 4: Age-wise status of grievances pending

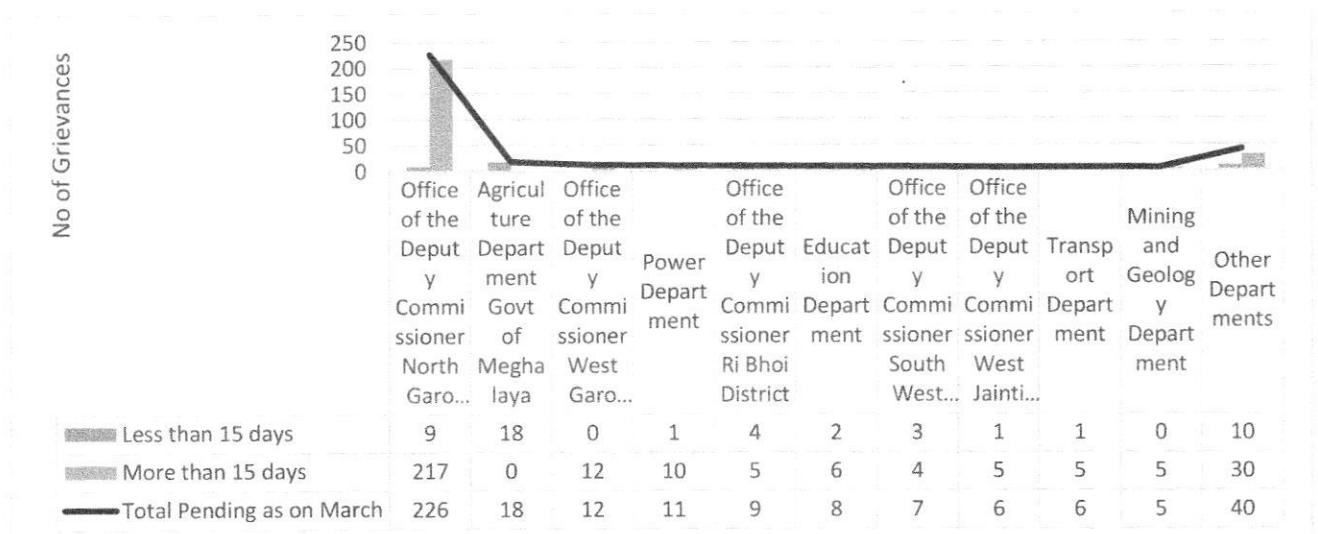


Source: CPGRAMS, March 2024

6. Departments with highest pending grievances (subordinates)

Out of the total pending grievances with subordinates, 89 percent are pending with the following departments. Office of the Deputy Commissioner North Garo Hills has maximum cases (226)

Figure 5: Distribution of Departments with pending grievances



Source: CPGRAMS, March 2024



7. Trend in pending grievances

The figures 6 & 7 shows the trend of pending and disposal grievances from January 2024 to March 2024.

Figure 6: Trend of pendency over the months

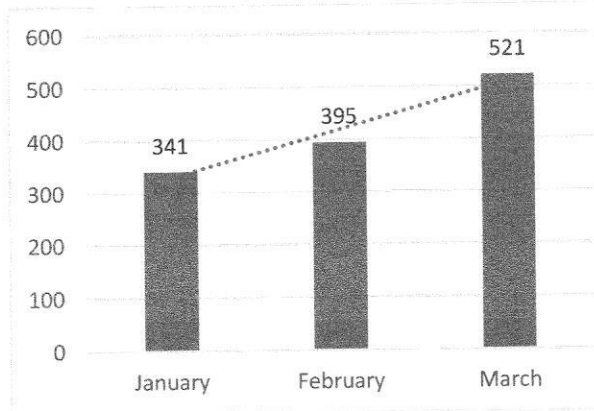
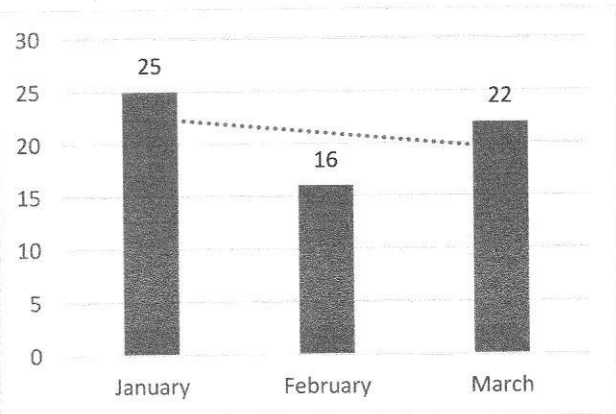


Figure 7: Trend of disposal over the month



Source: CPGRAMS, January to March 2024

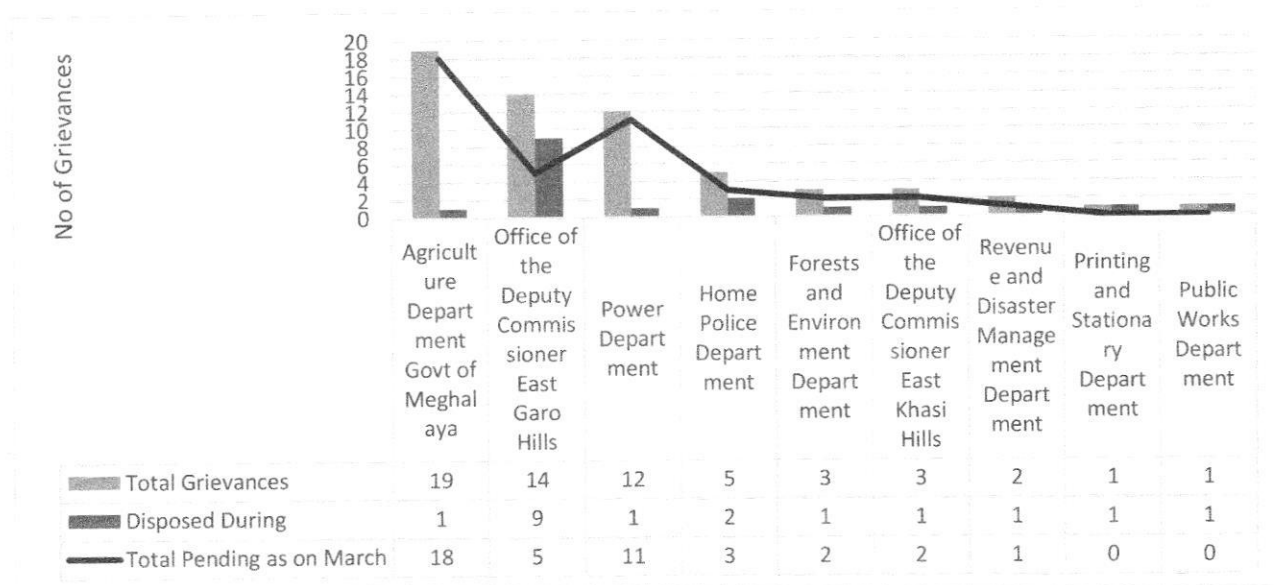
An increasing trend is clearly visible which shows that grievances are not closing and the pending cases are more in March as compared to February. The varying trend in disposal is seen in Fig.7.

8. Departments with highest number of disposals (subordinates)

The Office of the Deputy Commissioner East Garo Hills disposed more number of grievances, out of 14, 9 grievances disposed during March. Home Police Department disposed 2 grievances, Agriculture Department Govt of Meghalaya, Power Department, Forests and Environment Department, Office of the Deputy Commissioner East Khasi Hills, Revenue and Disaster Management Department, Printing and Stationary Department, Public Works Department disposed single grievances in same period.



Figure 8: Subordinate departments that disposed more grievances

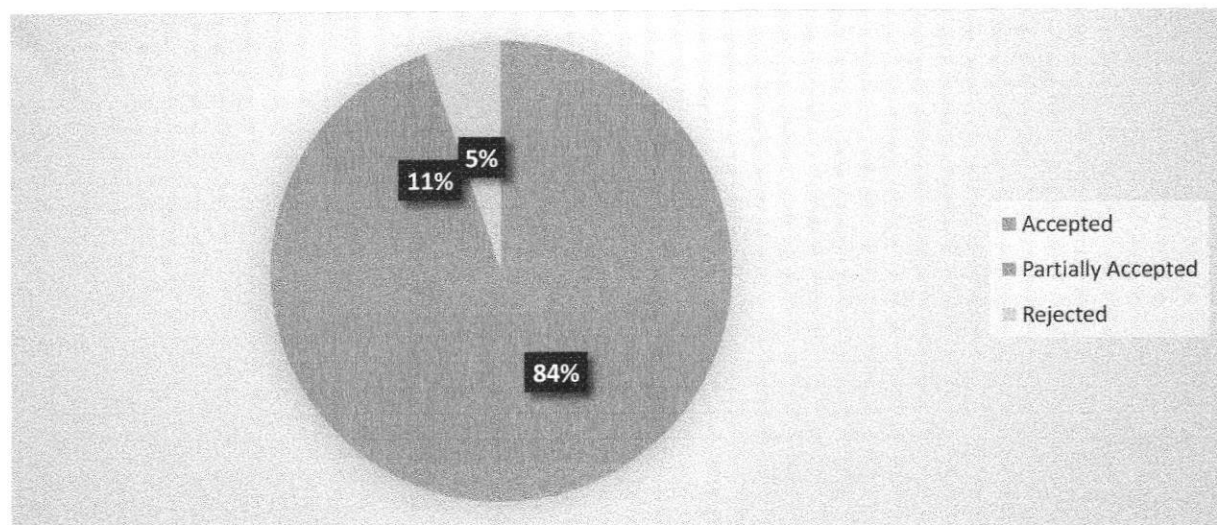


Source: CPGRAMS, March 2024

9. Acceptance of Cases

Out of total disposed grievances, 5 percent are rejected due to various reasons, 84 percent are accepted and 11 percent are partially accepted.

Figure 9: Distribution of type of acceptance



Source: CPGRAMS, March 2024

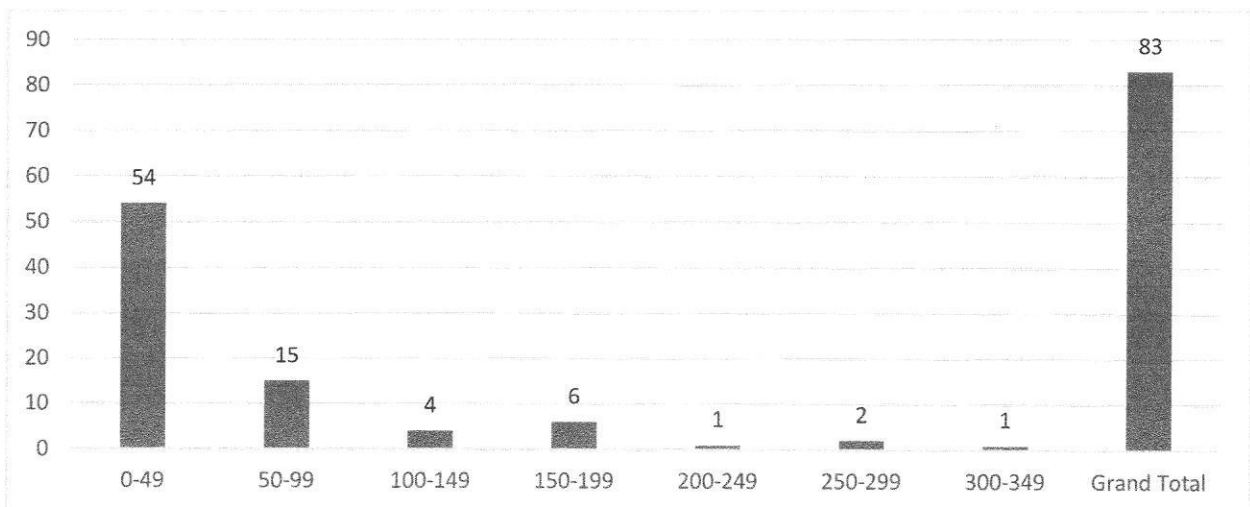


10. Logins of subordinate departments

Across the departments, 54 departments login less than 50 times, 15 departments login less than 100 times, 10 departments login less than 200 times, 3 departments logged less than 300 times, and 1 department logged in more than 300 times in till March.

The departments such as Transport Department, Political Department, Public Works Department, Public Health Engineering Department, Agriculture Department Govt of Meghalaya, Social Welfare Department, General Administration Department B, Office of the Deputy Commissioner East Khasi Hills, Home Police Department, Tourism Department more than 150 logins till date. In addition, the Transport Department, Political Department, and Public Works Department tops in number of logins, which are more than 240 times.

Figure 10: Login of subordinate departments



Source: CPGRAMS till March 2024

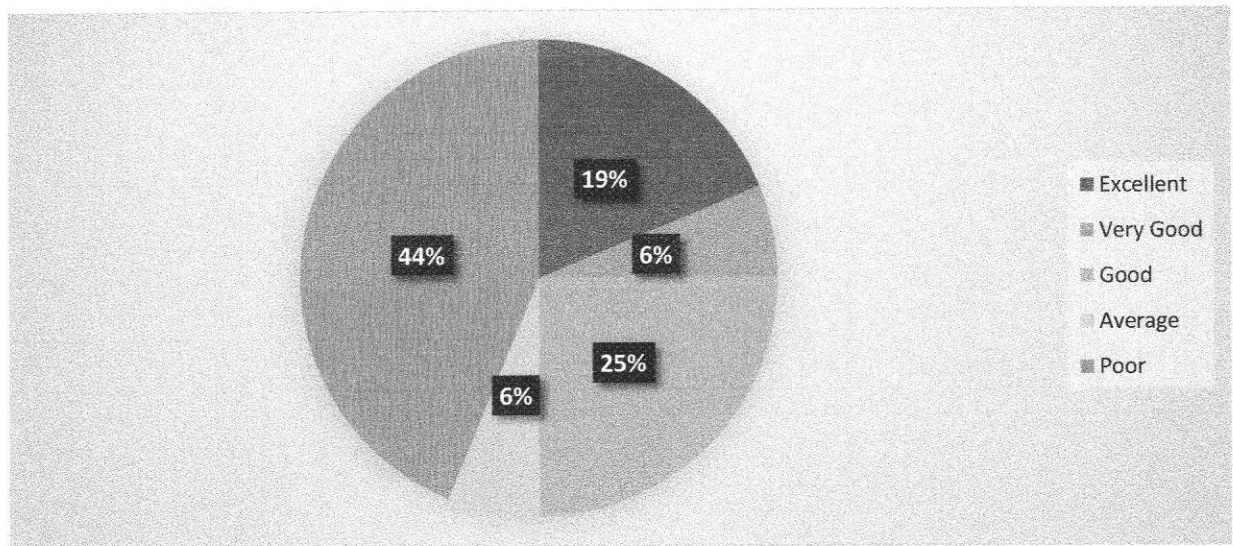
11. Feedback Analysis

11.1 Call Centre

The following diagram shows the satisfaction level of the citizens in the year (January to March 2024). About 50 percent of the citizens provided positive feedback on grievances, out of which 19 percent mentioned excellent, 6 percent very good and 25 percent good. Among the remaining 50 percent, 6 percent reported average and 44 percent reported poor experience.



Figure 11: Satisfaction level of the citizens – Call Centre

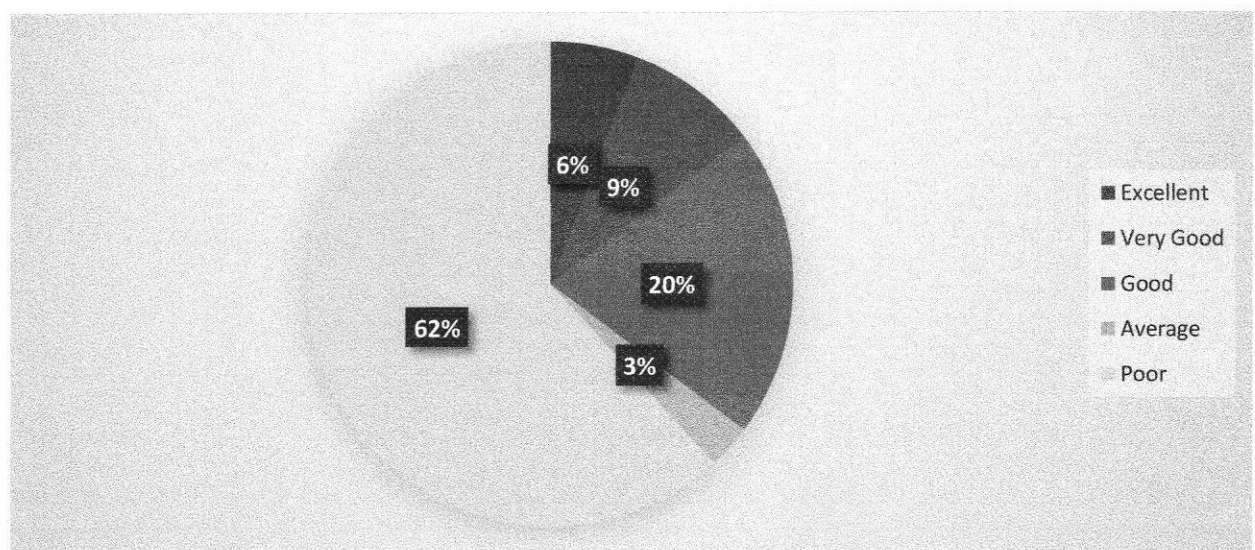


Source: CPGRAMS, January to March 2024

11.2 Grievance

The citizens shared feedback on the experience of the grievance redressal and about 38 percent shared good feedback out of this, 6 percent marked with excellent, 9 percent with very good and 20 percent with good, 3 percent with average and remaining feedback is poor (62 %).

Figure 12: Satisfaction level of the citizens - Portal



Source: CPGRAMS, January to March 2024



12. Major Observations: Comparison of February and March 2024

The following section explains the top Six department which have more grievances

12.1 Office of the Deputy Commissioner North Garo Hills

In the month of February, the grievances of Office of the Deputy Commissioner North Garo Hills are 208, out of these 14 grievances are received in February and 194 grievances are brought forwarded from the previous month. The department disposed none of the grievances in February. The remaining 208 grievances are carry forwarded to March 2024.

In the month of March, department received 18 grievances, 208 grievances are brought forward and none of the grievances are disposed during the period. The remining 226 grievances carry forwarded to April.

Table 2: Office of the Deputy Commissioner North Garo Hills

Months	Brought Forward	Received During	Disposed During	Total Pending as on to date
February	194	14	0	208
March	208	18	0	226

Source: CPGRAMS, February and March 2024

12.2 Agriculture Department Govt of Meghalaya

In the month of March, department received 19 grievances, and single grievance is disposed during the period. The remining 18 grievances carry forwarded to April.

Table 3: Agriculture Department Govt of Meghalaya

Months	Brought Forward	Received During	Disposed During	Total Pending as on to date
February	0	0	0	0
March	0	19	1	18

Source: CPGRAMS, February and March 2024



12.3 Office of the Deputy Commissioner West Garo Hills

In the month of February, the grievances of Office of the Deputy Commissioner West Garo Hills are 12, out of these 0 grievances are received in February and 12 grievances are brought forwarded from the previous month. The department disposed none of the grievances in February. The remaining 12 grievances are carry forwarded to March.

In the month of March, department received 0 grievances and 12 grievances are brought forward, out of these none of the grievances are disposed during the period. The remaining 12 grievances carry forwarded to April.

Table 3: Office of the Deputy Commissioner West Garo Hills

Months	Brought Forward	Received During	Disposed During	Total Pending as on to date
February	12	0	0	12
March	12	0	0	12

Source: CPGRAMS, February and March 2024

12.4 Power Department

In the month of February, the grievances of Power Department are 11, out of these 0 grievances are received in February and 11 are brought forwarded from the previous month and none of the grievances are disposed during the period. The 11 grievances carry forwarded to March.

In the month of March, department received a single grievance and a single grievance is disposed during the period. The remaining 11 grievances carry forwarded to April.

Table 5 Power Department

Months	Brought Forward	Received During	Disposed During	Total Pending as on to date
February	11	0	0	11
March	11	1	1	11

Source: CPGRAMS, February and March 2024



12.5 Office of the Deputy Commissioner Ri Bhoi District

In the month of February, the grievances of Office of the Deputy Commissioner Ri Bhoi District are 5, out of these single grievances is received in February and 4 are brought forwarded from the previous month and none of the grievances are disposed during the period. The remaining 5 grievances carry forwarded to March.

In the month of March, department received 4 grievances and none of the grievances are disposed during the period. The remaining 9 grievances carry forwarded to April.

Table 6 Office of the Deputy Commissioner Ri Bhoi District

Months	Brought Forward	Received During	Disposed During	Total Pending as on to date
February	4	1	0	5
March	5	4	0	9

Source: CPGRAMS, February and March 2024

12.6 Education Department

In the month of February, the grievances of Education Department are 12, out of these 9 grievances are brought forwarded from the previous month and 0 grievances are received and 3 grievances are disposed in the month of February. Total 6 grievances carry forwarded to March.

In the month of March, department received 2 grievances and none of the grievances are disposed in the month of March. The remaining 8 grievances carry forwarded to April.

Table 7: Education Department

Months	Brought Forward	Received During	Disposed During	Total Pending as on to date
February	9	0	3	6
March	6	2	0	8

Source: CPGRAMS, February and March 2024



13. Departments with pending grievances for more than 6 months

- 5 grievances received from PMO office and other states are pending for more than 6 months i.e. average days 276
- 44 grievances are pending with Office of the Deputy Commissioner North Garo Hills form the last 6 months i.e. average days 228
- 6 grievances are pending with Meghalaya Power Distribution Corporation Ltd form the last 6 months i.e. average days 253
- 6 grievances are pending with District Agriculture Office West Garo Hills form the last 6 months i.e. average days 233
- 2 grievances are pending with Commissioner of Transport form the last 6 months i.e. average days 269
- 2 grievances are pending with Mining and Geology Department form the last 6 months i.e. average days 256
- One grievance is pending with each of these departments Superintendent Of Police East Khasi Hills (262), Principal Chief Conservator of Forest and HoFF (244), Health and Family Welfare Department (228), Office of the Deputy Commissioner South Garo Hills (223), Office of the Deputy Commissioner South West Garo Hills (220), Superintendent of Police East Jaintia Hills Khliehriat (217), Power Department (212), District Transport Office Shillong (210), Social Welfare Department (203), Office of the Deputy Commissioner Ri Bhoi District (192).

14. Departments with pending grievances for more than 1 year

- 7 grievances received from PMO office and other states are pending for more than one year i.e. average days 483.
- 2 grievances are pending from the departments Meghalaya Power Distribution Corporation Ltd with an average of 738 days followed by Directorate of Urban Affairs (733), Shillong Municipal Board (612), and Directorate of Small Savings (573).
- One grievance is pending with each of these departments District Rural Development Agency Jowai (733), Office of the The Deputy Commissioner East Jaintia Hills (679), Personnel and AR B Department (665), Office of the Deputy Commissioner West Garo Hills (643), Office of the Deputy Commissioner East Khasi Hills (574), Principal Chief Conservator of Forest and



HoFF (537), Commissioner of Transport and DISTRICT TRANSPORT OFFICE SHILLONG (432), Commissioner of Excise and Commissioner of Taxes (415), Power Department and Government of Meghalaya (409).

15. Major findings

- The government of Meghalaya received 148 grievances during March among them 140 (94.6) are related to Local/ Internet.
- As compared to the previous month (February), the disposal rate has slightly Increased in March and the number of pending grievances is more due to more cases being brought forward (395).
- Among subordinates, **Office of the Deputy Commissioner North Garo Hills** tops in pending cases. There is an urgent need to take corrective action. From the last 5 months this department has not disposed single grievance
- The feedback analysis indicates that the levels of satisfaction expressed by the people is (50%). Further, 62% of the people are not happy with redressal mechanism. Therefore, quick redressal is essential.

16. Recommendations

- The Grievance Redress in Meghalaya is to function more effectively Pendency is more with subordinates, hence strict directions to be given to them to address them within a deadline.
- 89 percent of pending grievances are related to local/internet. 94.6 percent of the grievances received in March are related to it. Addressing them will reduce the pendency only to 11 percent.
- Efforts to be made to dispose the long pending cases of more than one year immediately. This will increase the efficiency of governance & improve the position of Meghalaya.
- Some immediate actions have to be taken for those grievances which may not be pertaining to those departments and hence are pending for long and has no closure. It is observed that, One grievance is pending with each of these departments District Rural Development Agency Jowai (733), Office of the The Deputy Commissioner East Jaintia Hills (679), Personnel and AR B Department (665), Office of the Deputy Commissioner West Garo Hills (643), Office of the Deputy Commissioner East Khasi Hills (574), Principal Chief Conservator of Forest and HoFF



(537), Commissioner of Transport and DISTRICT TRANSPORT OFFICE SHILLONG (432), Commissioner of Excise and Commissioner of Taxes (415), Power Department and Government of Meghalaya (409).

- Weekly updates should be informed to the specific departments with more pendency.
- A proper time line system should be followed for disposing the grievances at department and subordinate level with an established system of coordination and communication.
- Consultancy and field visits from the Personal and Administrative Reforms department have to be carried out to the top-pending departments to understand the grassroots problems and provide technical assistance.



Annexures

Annexure 1: Distribution of Departments with grievances and pendency with subordinates

Name	Brought Forward	Received During	Disposed During	Total Pending as on March	Pendency %
Total	302	64	18	348	95.08
Office of the Deputy Commissioner North Garo Hills	208	18	0	226	64.94
Agriculture Department Govt of Meghalaya	0	19	1	18	5.17
Office of the Deputy Commissioner West Garo Hills	12	0	0	12	3.45
Power Department	11	1	1	11	3.16
Office of the Deputy Commissioner Ri Bhoi District	5	4	0	9	2.59
Education Department	6	2	0	8	2.30
Office of the Deputy Commissioner South West Garo Hills	3	4	0	7	2.01
Office of the Deputy Commissioner West Jaintia Hills	5	1	0	6	1.72
Transport Department	5	1	0	6	1.72
Mining and Geology Department	5	0	0	5	1.44
Office of the Deputy Commissioner East Garo Hills	9	5	9	5	1.44
Office of the Deputy Commissioner South Garo Hills	4	1	0	5	1.44
Urban Affairs Department	4	0	0	4	1.15
Home Police Department	4	1	2	3	0.86
Personnel and AR B Department	2	1	0	3	0.86
Excise Registration Taxation Stamps Department	2	0	0	2	0.57
Finance Budget Department	2	0	0	2	0.57
Forests and Environment Department	3	0	1	2	0.57
Office of the Deputy Commissioner East Khasi Hills	2	1	1	2	0.57
Public Health Engineering Department	2	0	0	2	0.57
Chief Ministers Office	1	0	0	1	0.29
Community and Rural Development Department	1	0	0	1	0.29
District Council Affairs Department	1	0	0	1	0.29



Health and Family Welfare Department	0	1	0	1	0.29
Home Civil Defence and Home Guards Department	1	0	0	1	0.29
Office of the Deputy Commissioner Eastern West Khasi Hills District.	0	1	0	1	0.29
Office of the The Deputy Commissioner East Jaintia Hills	1	0	0	1	0.29
Revenue and Disaster Management Department	1	1	1	1	0.29
Social Welfare Department	0	1	0	1	0.29
Tourism Department	0	1	0	1	0.29
Animal Husbandry and Veterinary Department	0	0	0	0	0
Border Area Development Department	0	0	0	0	0
Commerce and Industries Department	0	0	0	0	0
Department of Arts and Culture	0	0	0	0	0
Elections Department	0	0	0	0	0
Finance Audit and Funds Branch	0	0	0	0	0
Finance Department	0	0	0	0	0
Finance Economic Affairs Department	0	0	0	0	0
Finance Pension Cell Department	0	0	0	0	0
Fisheries Department	0	0	0	0	0
Food Civil Supplies and Consumer Affairs Department	0	0	0	0	0
General Administration Department	0	0	0	0	0
General Administration Department B	0	0	0	0	0
Home Prisons Department	0	0	0	0	0
Housing Department	0	0	0	0	0
Information and Public Relation Department.	0	0	0	0	0
Information Technology and Communication Department	0	0	0	0	0
Labour Department	0	0	0	0	0
Law A Department	0	0	0	0	0
Law B Department	0	0	0	0	0
Office of the Deputy Commissioner South West Khasi Hills	0	0	0	0	0



Office of the Deputy Commissioner West Khasi Hills	0	0	0	0	0
Office of the Honorable Chief Minister Meghalaya	0	0	0	0	0
Parliamentary Affairs Department	0	0	0	0	0
Personnel and ARA Department	0	0	0	0	0
Planning Department	0	0	0	0	0
Political Department	0	0	0	0	0
Printing and Stationary Department	1	0	1	0	0
Public Works Department	1	0	1	0	0
Secretariat Administration Department	0	0	0	0	0
Sports and Youth Affairs Department	0	0	0	0	0
Textiles Department	0	0	0	0	0
Water Resources Department	0	0	0	0	0

Source: CPGRAMS, March 2024

Annexure 2: Distribution of Departments with grievances and disposed with subordinates

Name	Brought Forward	Received During	Disposed During	Total Pending as on March	Disposed %
Total	302	64	18	348	4.92
Office of the Deputy Commissioner East Garo Hills	9	5	9	5	50.00
Home Police Department	4	1	2	3	11.11
Agriculture Department Govt of Meghalaya	0	19	1	18	5.56
Forests and Environment Department	3	0	1	2	5.56
Office of the Deputy Commissioner East Khasi Hills	2	1	1	2	5.56
Power Department	11	1	1	11	5.56
Printing and Stationary Department	1	0	1	0	5.56
Public Works Department	1	0	1	0	5.56
Revenue and Disaster Management Department	1	1	1	1	5.56
Animal Husbandry and Veterinary Department	0	0	0	0	0
Border Area Development Department	0	0	0	0	0
Chief Ministers Office	1	0	0	1	0
Commerce and Industries Department	0	0	0	0	0



Community and Rural Development Department	1	0	0	1	0
Department of Arts and Culture	0	0	0	0	0
District Council Affairs Department	1	0	0	1	0
Education Department	6	2	0	8	0
Elections Department	0	0	0	0	0
Excise Registration Taxation Stamps Department	2	0	0	2	0
Finance Audit and Funds Branch	0	0	0	0	0
Finance Budget Department	2	0	0	2	0
Finance Department	0	0	0	0	0
Finance Economic Affairs Department	0	0	0	0	0
Finance Pension Cell Department	0	0	0	0	0
Fisheries Department	0	0	0	0	0
Food Civil Supplies and Consumer Affairs Department	0	0	0	0	0
General Administration Department	0	0	0	0	0
General Administration Department B	0	0	0	0	0
Health and Family Welfare Department	0	1	0	1	0
Home Civil Defence and Home Guards Department	1	0	0	1	0
Home Prisons Department	0	0	0	0	0
Housing Department	0	0	0	0	0
Information and Public Relation Department.	0	0	0	0	0
Information Technology and Communication Department	0	0	0	0	0
Labour Department	0	0	0	0	0
Law A Department	0	0	0	0	0
Law B Department	0	0	0	0	0
Mining and Geology Department	5	0	0	5	0
Office of the Deputy Commissioner Ri Bhoi District	5	4	0	9	0
Office of the Deputy Commissioner Eastern West Khasi Hills District.	0	1	0	1	0
Office of the Deputy Commissioner North Garo Hills	208	18	0	226	0



Office of the Deputy Commissioner South Garo Hills	4	1	0	5	0
Office of the Deputy Commissioner South West Garo Hills	3	4	0	7	0
Office of the Deputy Commissioner South West Khasi Hills	0	0	0	0	0
Office of the Deputy Commissioner West Garo Hills	12	0	0	12	0
Office of the Deputy Commissioner West Jaintia Hills	5	1	0	6	0
Office of the Deputy Commissioner West Khasi Hills	0	0	0	0	0
Office of the Honorable Chief Minister Meghalaya	0	0	0	0	0
Office of the The Deputy Commissioner East Jaintia Hills	1	0	0	1	0
Parliamentary Affairs Department	0	0	0	0	0
Personnel and AR B Department	2	1	0	3	0
Personnel and ARA Department	0	0	0	0	0
Planning Department	0	0	0	0	0
Political Department	0	0	0	0	0
Public Health Engineering Department	2	0	0	2	0
Secretariat Administration Department	0	0	0	0	0
Social Welfare Department	0	1	0	1	0
Sports and Youth Affairs Department	0	0	0	0	0
Textiles Department	0	0	0	0	0
Tourism Department	0	1	0	1	0
Transport Department	5	1	0	6	0
Urban Affairs Department	4	0	0	4	0
Water Resources Department	0	0	0	0	0

Source: CPGRAMS, March 2024

Annexure 3: Status grievances brought forward, received, pending and disposal from Meghalaya and other states

State Name	Brought Forward	Received During	Pending During	Disposed During
Andaman And Nicobar Islands	0	0	0	0
Andhra Pradesh	0	0	0	0
Arunachal Pradesh	0	0	0	0



Assam	6	1	6	1
Bihar	1	0	1	0
Chandigarh	0	0	0	0
Chhattisgarh	0	0	0	0
Dadra and Nagar Haveli and Daman and Diu	0	0	0	0
Daman and Diu	0	0	0	0
Delhi	0	0	0	0
Goa	0	0	0	0
Gujarat	0	0	0	0
Haryana	2	0	2	0
Himachal Pradesh	0	0	0	0
Jammu And Kashmir	0	0	0	0
Jharkhand	0	0	0	0
Karnataka	4	0	4	0
Kerala	0	0	0	0
Ladakh	0	0	0	0
Lakshadweep	0	0	0	0
Madhya Pradesh	1	0	1	0
Maharashtra	2	0	2	0
Manipur	0	0	0	0
Meghalaya	370	144	494	20
Mizoram	0	0	0	0
Nagaland	0	0	0	0
Odisha	0	0	0	0
Puducherry	0	0	0	0
Punjab	0	1	1	0
Rajasthan	0	0	0	0
Sikkim	0	0	0	0
Tamil nadu	3	1	4	0
Telangana	3	0	2	1
Tripura	0	0	0	0
Uttar Pradesh	0	0	0	0
Uttarakhand	0	0	0	0
West Bengal	2	1	3	0
Total	394	148	520	22

Source: CPGRAMS, March 2024



Annexure 4: Top departments having more pendency

Name	Brought Forward	Received During	Disposed During	Total Pending as on March
Office of the Deputy Commissioner North Garo Hills	208	18	0	226
Agriculture Department Govt of Meghalaya	0	19	1	18
Office of the Deputy Commissioner West Garo Hills	12	0	0	12
Power Department	11	1	1	11
Office of the Deputy Commissioner Ri Bhoi District	5	4	0	9
Education Department	6	2	0	8
Office of the Deputy Commissioner South West Garo Hills	3	4	0	7
Office of the Deputy Commissioner West Jaintia Hills	5	1	0	6
Transport Department	5	1	0	6
Mining and Geology Department	5	0	0	5

Source: CPGRAMS, March 2024

Annexure 5: Top departments disposed more grievances

Name	Brought Forward	Received During	Total Pending	Disposed During
Office of the Deputy Commissioner East Garo Hills	9	5	14	9
Home Police Department	4	1	5	2
Agriculture Department Govt of Meghalaya	0	19	19	1
Power Department	11	1	12	1
Forests and Environment Department	3	0	3	1
Office of the Deputy Commissioner East Khasi Hills	2	1	3	1
Revenue and Disaster Management Department	1	1	2	1
Printing and Stationary Department	1	0	1	1
Public Works Department	1	0	1	1

Source: CPGRAMS, March 2024



Annexure 6: Department with highest logins

Organization Name	Total Login
Transport Department	303
Political Department	290
Public Works Department	275
Public Health Engineering Department	202
Agriculture Department Govt of Meghalaya	199
Social Welfare Department	176
General Administration Department B	166
Office of the Deputy Commissioner East Khasi Hills	166
Home Police Department	161
Tourism Department	153
Finance Pension Cell Department	143
Law A Department	115
Finance Department	108
Border Area Development Department	100

Source: CPGRAMS till March 2024

Annexure 7: Department with less logins

Organization Name	Total Login
Mining and Geology Department	6
Parliamentary Affairs Department	6
Finance EC1	3
Cabinet Affairs Department.	2
Extension Training Centre Nongsder	2
Office of the The Deputy Commissioner East Jaintia Hills	2
Chief Ministers Office	1
Extension Training Centre West Garo Hills Tura	1
Finance Expenditure Control Department	1
Personnel Administrative Reforms Cell Department	1

Source: CPGRAMS till March 2024

Annexure 8: Department with zero logins (Not Applicable)

Organization Name	Total Login
COVID 19 Grievance Cell	0
Finance Establishment	0
Finance Revision of Rules Cell Department	0



Personnel AR SRC	0
Programme Implementation and Evaluation Department	0
State Institute of Rural Development Meghalaya	0

Source: CPGRAMS till March 2024

Annexure 9: Departments with Grievances pending more than six months

S N	Pending With	Pending Days / Redress Time	No of Pending Grievances
1	Office of the Deputy Commissioner North Garo Hills	228	44
2	Meghalaya Power Distribution Corporation Ltd	253	6
3	District Agriculture Office West Garo Hills	233	6
4	Government of Meghalaya	276	5
5	Commissioner of Transport	269	2
6	Mining and Geology Department	256	2
7	SUPERINTENDENT OF POLICE EAST KHASI HILLS	262	1
8	Principal Chief Conservator of Forest and HoFF	244	1
9	Health and Family Welfare Department	228	1
10	Office of the Deputy Commissioner South Garo Hills	223	1
11	Office of the Deputy Commissioner South West Garo Hills	220	1
12	Superintendent of Police East Jaintia Hills Khliehriat	217	1
13	Power Department	212	1
14	DISTRICT TRANSPORT OFFICE SHILLONG	210	1
15	Social Welfare Department	203	1
16	Office of the Deputy Commissioner Ri Bhoi District	192	1

Source: CPGRAMS till March 2024

Annexure 10: Departments with Grievances pending more than one year

SN.	Pending With	Pending Days / Redress Time	No of Pending Grievances
1	Government of Meghalaya	483	7
2	Meghalaya Power Distribution Corporation Ltd	738	2



3	Directorate of Urban Affairs	733	2
4	Shillong Municipal Board	612	2
5	Directorate of Small Savings	573	2
6	District Rural Development Agency Jowai	733	1
7	Office of the The Deputy Commissioner East Jaintia Hills	679	1
8	Personnel and AR B Department	665	1
9	Office of the Deputy Commissioner West Garo Hills	643	1
10	Office of the Deputy Commissioner East Khasi Hills	574	1
11	Principal Chief Conservator of Forest and HoFF	537	1
12	Commissioner of Transport and DISTRICT TRANSPORT OFFICE SHILLONG	432	1
13	Commissioner of Excise and Commissioner of Taxes	415	1
14	Power Department and Government of Meghalaya	409	1

Source: CPGRAMS till March 2024



Public Affairs Centre
#15, KIADB Industrial Area,
Jigani-Bommasandra Link Road
Jigani Post, Anekal Taluk
Bengaluru - 560105
Karnataka, India